

The graphs below display the performance of the grade 5 students in the school compared to the district and the state by Achievement Level.

**ENGLISH LANGUAGE ARTS
TOTAL**

Percentage by Achievement Level

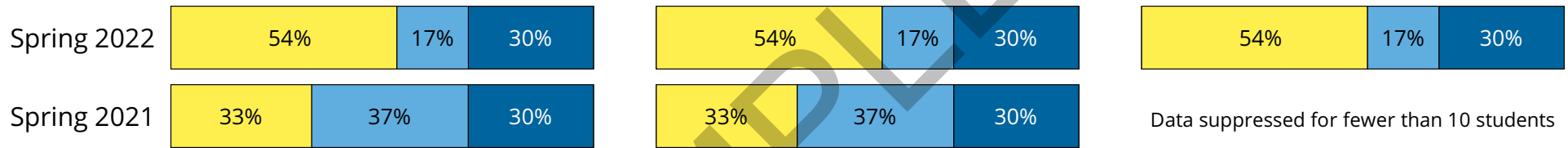
MATHEMATICS

Percentage by Achievement Level

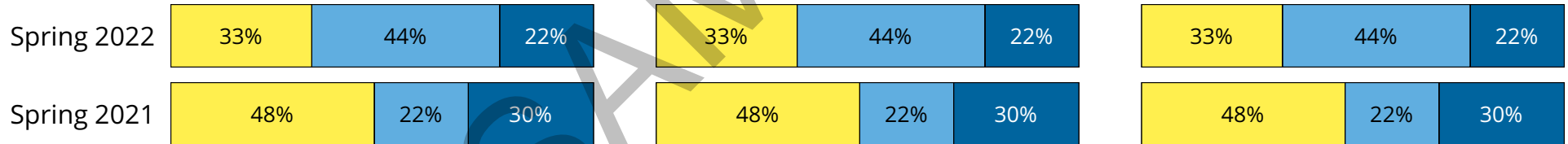
SCIENCE

Percentage by Achievement Level

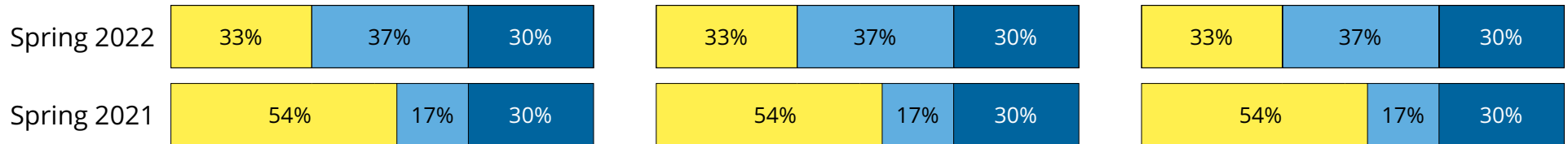
SCHOOL



DISTRICT



STATE



Percentages may not add to 100 due to rounding.

ACHIEVEMENT LEVELS: NOT YET PROFICIENT PROFICIENT ADVANCED



SCHOOL ACHIEVEMENT LEVEL SUMMARY BY DEMOGRAPHIC

SPRING 2022

GRADE 5

**ENGLISH LANGUAGE ARTS
TOTAL**

MATHEMATICS

SCIENCE

Percentage by Achievement Level

Percentage by Achievement Level

Percentage by Achievement Level

All Students

Category	Year	Not Yet Proficient	Proficient	Advanced	Mathematics	Science	
School	Spring 2022	48%	22%	30%	48%	Data suppressed for fewer than 10 students	
	Spring 2021	33%	44%	22%	33%	44%	22%
District	Spring 2022	54%	17%	30%	54%	17%	30%
	Spring 2021	33%	44%	22%	33%	44%	22%
State	Spring 2022	33%	44%	22%	33%	44%	22%
	Spring 2021	54%	17%	30%	54%	17%	30%

Gender - Female

Category	Year	Not Yet Proficient	Proficient	Advanced	Mathematics	Science	
School	Spring 2022	48%	22%	30%	48%	Data suppressed for fewer than 10 students	
	Spring 2021	54%	17%	30%	54%	17%	30%
District	Spring 2022	33%	44%	22%	33%	44%	22%
	Spring 2021	54%	17%	30%	54%	17%	30%
State	Spring 2022	54%	17%	30%	54%	17%	30%
	Spring 2021	33%	44%	22%	33%	44%	22%

Percentages may not add to 100 due to rounding.

ACHIEVEMENT LEVELS: NOT YET PROFICIENT PROFICIENT ADVANCED



SCHOOL ACHIEVEMENT LEVEL SUMMARY BY DEMOGRAPHIC

SPRING 2022

GRADE 5

**ENGLISH LANGUAGE ARTS
TOTAL**

MATHEMATICS

SCIENCE

Percentage by Achievement Level

Percentage by Achievement Level

Percentage by Achievement Level

All Students

Category	Year	Not Yet Proficient	Proficient	Advanced	Mathematics	Science
School	Spring 2022	48%	22%	30%	48%	Data suppressed for fewer than 10 students
	Spring 2021	33%	44%	22%	33%	44%
District	Spring 2022	54%	17%	30%	54%	17%
	Spring 2021	33%	44%	22%	33%	44%
State	Spring 2022	33%	44%	22%	33%	44%
	Spring 2021	54%	17%	30%	54%	17%

Race / Ethnicity - White

Category	Year	Not Yet Proficient	Proficient	Advanced	Mathematics	Science
School	Spring 2022	48%	22%	30%	48%	Data suppressed for fewer than 10 students
	Spring 2021	54%	17%	30%	54%	17%
District	Spring 2022	33%	44%	22%	33%	44%
	Spring 2021	54%	17%	30%	54%	17%
State	Spring 2022	54%	17%	30%	54%	17%
	Spring 2021	33%	44%	22%	33%	44%

Percentages may not add to 100 due to rounding.

ACHIEVEMENT LEVELS: NOT YET PROFICIENT PROFICIENT ADVANCED



**ENGLISH LANGUAGE ARTS
TOTAL**

MATHEMATICS

SCIENCE

Percentage by Achievement Level

Percentage by Achievement Level

Percentage by Achievement Level

All Students

Category	Year	Not Yet Proficient	Proficient	Advanced	Mathematics	Science	
School	Spring 2022	48%	22%	30%	48%	Data suppressed for fewer than 10 students	
	Spring 2021	33%	44%	22%	33%	44%	22%
District	Spring 2022	54%	17%	30%	54%	17%	30%
	Spring 2021	33%	44%	22%	33%	44%	22%
State	Spring 2022	33%	44%	22%	33%	44%	22%
	Spring 2021	54%	17%	30%	54%	17%	30%

Program - Special Education

Category	Year	Not Yet Proficient	Proficient	Advanced	Mathematics	Science	
School	Spring 2022	48%	22%	30%	48%	Data suppressed for fewer than 10 students	
	Spring 2021	54%	17%	30%	54%	17%	30%
District	Spring 2022	33%	44%	22%	33%	44%	22%
	Spring 2021	54%	17%	30%	54%	17%	30%
State	Spring 2022	54%	17%	30%	54%	17%	30%
	Spring 2021	33%	44%	22%	33%	44%	22%

Percentages may not add to 100 due to rounding.

ACHIEVEMENT LEVELS: NOT YET PROFICIENT PROFICIENT ADVANCED